




Student Name: _____ Date: _____

Trace the letter 'v' and paste the stripes of crepe paper (yellow and red) on volcano. colour the volcano.

'v' is for volcano.



Trace letter 'v'

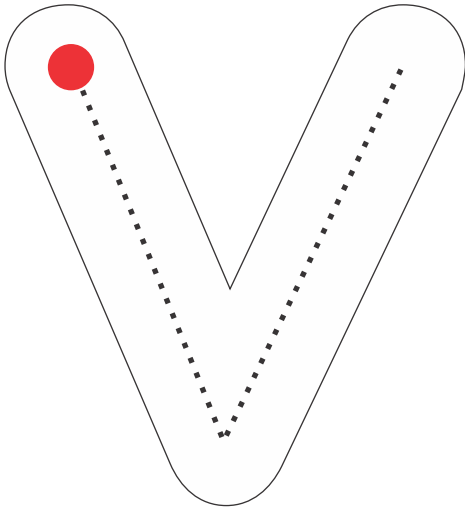




Student Name: _____ Date: _____

Trace the letter 'v' and colour the vegetables.

'v' is for vegetable:




Trace letter 'v'





Student Name: _____ Date: _____

Match the pictures with letter 'v'.

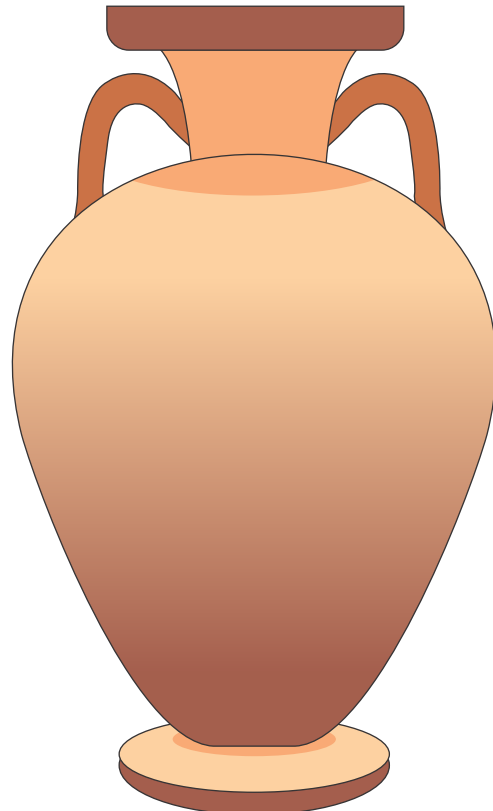
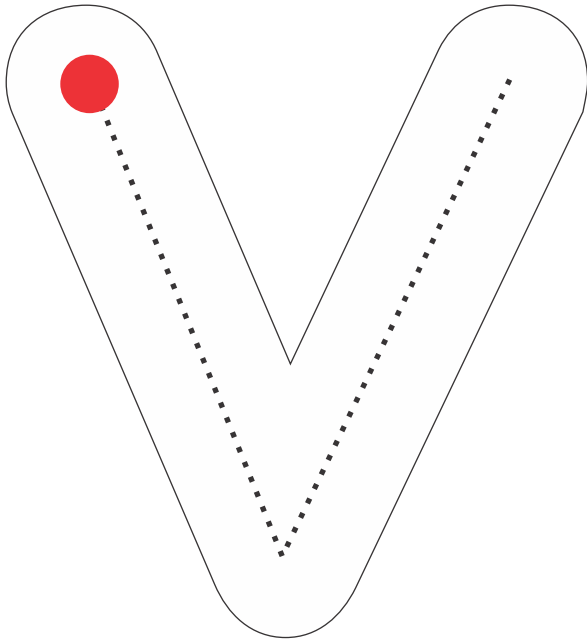




Student Name: _____ Date: _____

Trace the letter 'v' and cut the flowers with coloured paper and paste on vase and colour the vase.

'v' is for vase.

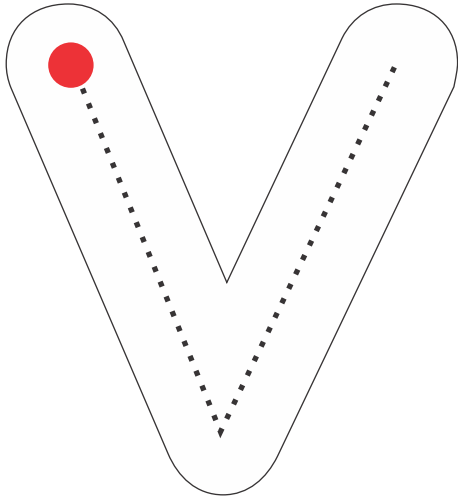




Student Name: _____ Date: _____

Colour the volleyball and trace letter 'v'.

'v' is for volleyball.



Tracing practice lines for the letter 'v'. Each line consists of a top solid line, a middle dashed line, and a bottom solid line. The letter 'v' is shown as a dotted line with a red starting dot at the top left of the first stroke.